

T LED™ series

LED warning lights



- Ultra-high intensity LED's
- Wide angle optical lens
- Dash, bumper or visor mounting
- Two year warranty
- Available in many color configurations

The T-LED™ LED warning light is a fully self-contained unit featuring a TOMAR RECT-37L 3" x 7" LED rectangular lamp. The built-in dual channel LED flasher has 32 user selectable flash patterns stored in memory. The system remembers which pattern was used last and displays that pattern on the next power-up. The T-LED™ uses TOMAR's wide angle optics, which give a full intensity beam at ± 45 horizontal degrees off axis, making the TOMAR LED the widest angle light in the marketplace! The T-LED™ warning Light is available in 30 different lamp colors and configurations. Meets SAE J845 and SAE J1889.



Dash LED

- Cigar plug connector with On/Off switch and LED indicator light
- Tri-suction cup mounting
- Flash pattern selection switch
- 32 Selectable flash patterns
- Inside applications only



Deck LED































- 12" Power and ground leads
- Pedestal mounting foot
- Flash pattern selection switch
- 32 Selectable flash patterns
- Weatherproof for outside applications
- Available with black or chrome housing



Visor LED

- Cigar plug connector with On/Off switch and LED indicator light
- Mounts to visor
- Flash pattern selection switch
- 32 Selectable flash patterns
- Inside applications only

Lamp Configurations and Available Colors

WP Connector	Wire Leads	Color
CLL	CLLW	 AA  BB  GG  RR
CLLV	CLLWV	 AA  BB  GG  RR
LL	LLW	 AA  AB  AR  AW  BB  BW  GG  RB  RR  RW  WW
LLV	LLWV	 AA  AB  AR  AW  BB  BW  GG  RB  RR  RW  WW

Lamp Styles

LL	Clear lens, single or dual LED color, dual flashing (Left/Right)
LLV	Clear lens, single or dual LED color, dual flashing (Left/Right)
CLL	Color lens, single LED color, dual flashing (Left/Right)
CLLV	Color lens, single LED color, dual flashing (Top/Bottom)

Specifications

Item	Description
Voltage	12 thru 28VDC
Current Draw	0.9A – 0.45A (steady burn) 0.4A – 0.2A (flashing)
Size	7.5" wide x 3.375" high x 4.5" deep (190.5mm x 85.7mm x 114.3mm)
Weight	1.4 lbs. (0.625kg)
Light Output	Meets SAE J845 specifications

Available Flash Patterns

1. NEOBE 150 FPM alternating	17. Single flash 375 FPM alternating
2. NEOBE 150 FPM simultaneous	18. Single flash 375 FPM simultaneous
3. NEOBE 150 FPM combo (2 cycles alt. + 2 cycles sim.)	19. Single flash 375 FPM combo (2 cycles alt. + 2 cycles sim.)
4. NEOBE 150 FPM California steady (half 150 FPM, half steady)	20. Single flash 375 FPM California steady (half 150 FPM, half steady)
5. NEOBE 75 FPM alternating	21. Single flash 150 FPM alternating
6. NEOBE 75 FPM simultaneous	22. Single flash 150 FPM simultaneous
7. NEOBE 75 FPM combo (2 cycles alt. + 2 cycles sim.)	23. Single flash 150 FPM combo (2 cycles alt. + 2 cycles sim.)
8. NEOBE 75 FPM California steady (half 150 FPM, half steady)	24. Single flash 150 FPM California steady (half 150 FPM, half steady)
9. Double flash 250 FPM alternating	25. Single flash 75 FPM alternating
10. Double flash 250 FPM simultaneous	26. Single flash 75 FPM simultaneous
11. Double flash 250 FPM combo (2 cycles alt. + 2 cycles sim.)	27. Single flash 75 FPM combo (2 cycles alt. + 2 cycles sim.)
12. Double flash 250 FPM California steady (half 150 FPM, half steady)	28. Single flash 75 FPM California steady (half 150 FPM, half steady)
13. Double flash 125 FPM alternating	29. Steady burn
14. Double flash 125 FPM simultaneous	30. Multi flash 1 (pattern 1, 10, 17, 2)
15. Double flash 125 FPM combo (2 cycles alt. + 2 cycles sim.)	31. Multi flash 2 (pattern 5, 14, 21, 26)
16. Double flash 150 FPM California steady (half 150 FPM, half steady)	32. Demo mode (sequences through all patterns)

Sharp Communication, Inc. • 3403 Governors Drive • Huntsville, AL 35805
800.548.2484 • 256.533.2484 • www.SharpCom.com